

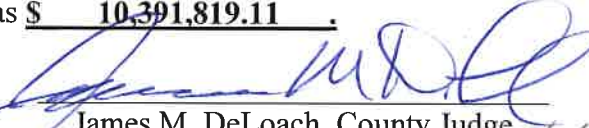
MINUTES OF COUNTY FINANCES  
TREASURER'S REPORT

IN THE MATTER OF COUNTY FINANCES  
IN THE HANDS OF JERRY YARBROUGH  
TREASURER OF LAMB COUNTY, TEXAS

COMMISSIONER'S COURT  
LAMB COUNTY, TEXAS  
IN REGUAR SESSION, 2022

3RD QUARTER 2021  
4TH QUARTER BUDGET YEAR 2020- 2021


IN ACCORDANCE with Section 114.026, Local Government Code, we, the undersigned, constituting the entire Commissioners Court of said County, certify that on the 14th day of February 2022, at the Regular term of Court, we compared and examined the quarterly report of JERRY YARBROUGH, Treasurer of Lamb County, Texas for the 3rd quarter, 2021, and finding the same correct, entered an order in the Minutes approving said Report, which states total cash and other assets on hand as \$ 10,391,819.11.

  
James M. DeLoach, County Judge

  
Cory DeBerry, Commissioner Pct. 1

  
Kent Lewis, Commissioner, Pct. 2

  
Danny Short, Commissioner Pct. 3


  
Lee Logan, Commissioner, Pct. 4

SWORN TO AND SUBSCRIBED BEFORE ME, by James M. DeLoach, County Judge, and County Commissioners of said Lamb County, each respectively, on this the 14th day of February, A. D., 2022.

  
Attest: Tonya Ritchie, County Clerk

FILED FOR RECORD THIS 14th DAY OF February, A.D. 2022 and recorded on the 14 day of February, A.D. 2022.



  
Tonya Ritchie, County Clerk and  
Ex-Officio Clerk of the Commissioners  
Court in and for Lamb County, Texas

By:

Deputy

FILED FOR RECORD  
2022 FEB 14 P 4:30  
TONYA RITCHIE  
COUNTY CLERK  
LAMB CO. TX

QUARTERLY REPORT FOR PERIOD ENDING SEPTEMBER 30, 2021

SUBMITTED TO: COMMISSIONERS' COURT, LAMB COUNTY

PREPARED AND SUBMITTED BY: JERRY YARBROUGH  
INVESTMENT OFFICER  
COUNTY TREASURER

  
Signature

This report is made in accordance with provisions of Government Code 2256, the public Funds Investment Act, which requires quarterly reporting of investment transactions for the county funds to the commissioners' court. The investments held in Lamb County's portfolio comply with the Public Funds Investment Act and with the County's investment policy and strategies.

The cash availability in each account is monitored daily. The goal in each account is to maintain adequate monies to cover usual and customary monthly expenditures in each fund.

LAMB COUNTY

3RD QUARTER

ENDING

SEPTEMBER 30, 2021

**QUARTERLY INVESTMENT REPORT**

# 3RD QUARTER 2021

THE CASH IN OUR OPERATING ACCOUNTS (FIRST BANK & TRUST) IS MONITORED DAILY. ALL FUNDS ARE EARNING INTEREST BASED ON THE NINETY DAY TREASURY BILL RATE ADJUSTED MONTHLY ON THE FIRST TUESDAY OF EACH MONTH.

## FIRST BANK & TRUST

	<u>Amount on Deposit (All Accts.)</u>	<u>Interest Earned</u>	<u>Rate</u>
July	\$12,262,848.35	\$7,559.08	0.75%
August	\$11,387,523.96	\$7,732.92	0.75%
September	\$10,176,564.14	\$7,099.58	0.75%

## Investors Cash Trust

	<u>Amount on Deposit</u>	<u>Interest Earned</u>	<u>Rate</u>
July	\$0.00	\$0.00	0.00%
August	\$0.00	\$0.00	0.00%
September	\$0.00	\$0.00	0.00%

## TEXPOOL

	<u>Amount on Deposit</u>	<u>Interest Earned</u>	<u>Rate</u>
July	\$0.00	\$0.00	0.00%
August	\$0.00	\$0.00	0.00%
September	\$0.00	\$0.00	0.00%

**Total interest earned for this quarter: \$22,391.58**

**Total interest earned Year to date: \$99,203.49**  
October 2020 through September 2021

FUND-ACCT. NO.	ACCOUNT NAME	CASH	INVESTMENTS	FUND TOTAL
010-GENERAL FUND				
=====				
010-1001	CLAIM ON CASH-GENERAL FUND	1,441,794.94		
010-1103	POOLED INVESTMENTS		0.00	
010-1105	TEXPOOL - GENERAL		0.00	
	TOTAL 010-GENERAL FUND	<u>1,441,794.94</u>	<u>0.00</u>	<u>1,441,794.94</u>
021-ROAD & BRIDGE 1				
=====				
021-1001	CLAIM ON CASH-R&B 1	32,616.78		
021-1103	POOLED INVESTMENTS		0.00	
021-1105	TEXPOOL - PRECINCT 1		0.00	
	TOTAL 021-ROAD & BRIDGE 1	<u>32,616.78</u>	<u>0.00</u>	<u>32,616.78</u>
022-ROAD & BRIDGE 2				
=====				
022-1001	CLAIM ON CASH-R&B 2	127,248.54		
022-1103	POOLED INVESTMENTS		0.00	
022-1105	INVESTMENT CD		0.00	
	TOTAL 022-ROAD & BRIDGE 2	<u>127,248.54</u>	<u>0.00</u>	<u>127,248.54</u>
023-ROAD & BRIDGE 3				
=====				
023-1001	CLAIM ON CASH-R&B 3	58,239.46		
023-1103	POOLED INVESTMENTS		0.00	
023-1105	INVESTMENT CD		0.00	
	TOTAL 023-ROAD & BRIDGE 3	<u>58,239.46</u>	<u>0.00</u>	<u>58,239.46</u>
024-ROAD & BRIDGE 4				
=====				
024-1001	CLAIM ON CASH-R&B 4	269,857.27		
024-1103	POOLED INVESTMENTS		0.00	
024-1105	INVESTMENT CD		0.00	
	TOTAL 024-ROAD & BRIDGE 4	<u>269,857.27</u>	<u>0.00</u>	<u>269,857.27</u>
055-LAMB HEALTHCARE CENTER				
=====				
055-1000	HOSPITAL CASH	6,251,953.15		
055-1001	LAMB CO HOSPITAL CASH	0.00		
	TOTAL 055-LAMB HEALTHCARE CENTER	<u>6,251,953.15</u>	<u>0.00</u>	<u>6,251,953.15</u>
056-BAIL BOND BOARD ACCOUNT				
=====				
056-1001	CLAIM ON CASH-BAIL BOND (APPLI	7,263.69		
	TOTAL 056-BAIL BOND BOARD ACCOUNT	<u>7,263.69</u>	<u>0.00</u>	<u>7,263.69</u>

FUND-ACCT. NO.	ACCOUNT NAME	CASH	INVESTMENTS	FUND TOTAL
<b>057-JURY FUND</b>				
=====				
057-1001	CLAIM ON CASH-JURY FUND	28,607.15		
057-1103	POOLED INVESTMENTS		0.00	
057-1105	INVESTMENT		0.00	
	TOTAL 057-JURY FUND	<u>28,607.15</u>	<u>0.00</u>	<u>28,607.15</u>
<b>059-GRANTS FUND</b>				
=====				
059-1001	CLAIM ON CASH-GRANT FUND	( 124,743.80)		
	TOTAL 059-GRANTS FUND	<u>( 124,743.80)</u>	<u>0.00</u>	<u>( 124,743.80)</u>
<b>060-LIBRARY GRANTS</b>				
=====				
060-1001	CLAIM ON CASH-LIBRARY GRANTS	506.00		
	TOTAL 060-LIBRARY GRANTS	<u>506.00</u>	<u>0.00</u>	<u>506.00</u>
<b>062-TEXAS CAPITAL FUND GRANT</b>				
=====				
062-1000	TEXAS CAPITAL FUND GRANT CASH	0.00		
	TOTAL 062-TEXAS CAPITAL FUND GRANT	<u>0.00</u>	<u>0.00</u>	<u>0.00</u>
<b>063-EDA GRANT</b>				
=====				
063-1001	CLAIM ON CASH-EDA GRANT	70,857.29		
	TOTAL 063-EDA GRANT	<u>70,857.29</u>	<u>0.00</u>	<u>70,857.29</u>
<b>083-CHILD ABUSE PREV/FAM PROT</b>				
=====				
083-1001	CLAIM ON CASH-CHILD ABUSE/FAM	6,775.00		
	TOTAL 083-CHILD ABUSE PREV/FAM PROT	<u>6,775.00</u>	<u>0.00</u>	<u>6,775.00</u>
<b>084-COURT HOUSE SECURITY</b>				
=====				
084-1001	CLAIM ON CASH-COURT HOUSE SECU	27,218.60		
084-1103	POOLED INVESTMENTS		0.00	
	TOTAL 084-COURT HOUSE SECURITY	<u>27,218.60</u>	<u>0.00</u>	<u>27,218.60</u>
<b>085-COMM COURT RECORDS PRES</b>				
=====				
085-1001	CLAIM ON CASH-CC RECORDS PRES	9,064.35		
085-1103	POOLED INVESTMENTS		0.00	
	TOTAL 085-COMM COURT RECORDS PRES	<u>9,064.35</u>	<u>0.00</u>	<u>9,064.35</u>

FUND-ACCT. NO.	ACCOUNT NAME	CASH	INVESTMENTS	FUND TOTAL
<b>086-COUNTY CLERK RECORDS PRES</b>				
=====				
086-1001	CLAIM ON CASH-CO CLERK RECORDS	37,071.57		
086-1103	POOLED INVESTMENTS		0.00	
	<b>TOTAL 086-COUNTY CLERK RECORDS PRES</b>	<u>37,071.57</u>	<u>0.00</u>	<u>37,071.57</u>
<b>087-DIST CLERK RECORDS PRES</b>				
=====				
087-1001	CLAIM ON CASH-DIST CLERK RECOR	681.64		
087-1103	POOLED INVESTMENTS		0.00	
	<b>TOTAL 087-DIST CLERK RECORDS PRES</b>	<u>681.64</u>	<u>0.00</u>	<u>681.64</u>
<b>088-COUNTY &amp; DISTRICT TECH FU</b>				
=====				
088-1001	CLAIM ON CASH-CO & DIST TECH	3,890.95		
	<b>TOTAL 088-COUNTY &amp; DISTRICT TECH FU</b>	<u>3,890.95</u>	<u>0.00</u>	<u>3,890.95</u>
<b>089-DIST COURTS TECH/ARCHIVE</b>				
=====				
089-1001	CLAIM ON CASH-DIST COURT ARCHI	7,749.71		
	<b>TOTAL 089-DIST COURTS TECH/ARCHIVE</b>	<u>7,749.71</u>	<u>0.00</u>	<u>7,749.71</u>
<b>131-JP TECHNOLOGY FUND</b>				
=====				
131-1001	CLAIM ON CASH-JP TECHNOLOGY	2,740.58		
131-1103	POOLED INVESTMENTS		0.00	
	<b>TOTAL 131-JP TECHNOLOGY FUND</b>	<u>2,740.58</u>	<u>0.00</u>	<u>2,740.58</u>
<b>133-JP SECURITY FUND</b>				
=====				
133-1001	CLAIM ON CASH-JP SECURITY	14,199.37		
133-1103	POOLED INVESTMENTS		0.00	
	<b>TOTAL 133-JP SECURITY FUND</b>	<u>14,199.37</u>	<u>0.00</u>	<u>14,199.37</u>
<b>140-JUVENILE PROBATION FUND</b>				
=====				
140-1001	CLAIM ON CASH-JUV PROBATION	( 10,648.52)		
140-1003	JPO RESTITUTION ACCT	0.00		
	<b>TOTAL 140-JUVENILE PROBATION FUND</b>	<u>( 10,648.52)</u>	<u>0.00</u>	<u>( 10,648.52)</u>
<b>141-JPO-GRANT FUND</b>				
=====				
141-1001	CLAIM ON CASH-STAND GRANT	0.00		
	<b>TOTAL 141-JPO-GRANT FUND</b>	<u>0.00</u>	<u>0.00</u>	<u>0.00</u>

FUND-ACCT. NO.	ACCOUNT NAME	CASH	INVESTMENTS	FUND TOTAL
<b>142-TITLE IV-E FUND</b>				
=====				
142-1000	IV-E CASH ACCOUNT	35,496.81		
142-1001	CLAIM ON CASH- IV-E	0.00		
TOTAL 142-TITLE IV-E FUND		35,496.81	0.00	35,496.81
<b>143-LAMB CO LEAF GRANT</b>				
=====				
143-1001	CLAIM ON CASH-LEAF GRANT	0.00		
TOTAL 143-LAMB CO LEAF GRANT		0.00	0.00	0.00
<b>144-JPO-STATE AID</b>				
=====				
144-1001	CLAIM ON CASH-JPO STATE AID	( 7,455.91)		
TOTAL 144-JPO-STATE AID		( 7,455.91)	0.00	( 7,455.91)
<b>145-LAMB CO LEAF GRANT</b>				
=====				
145-1001	CLAIM ON CASH-LEAF GRANT	( 10,074.42)		
TOTAL 145-LAMB CO LEAF GRANT		( 10,074.42)	0.00	( 10,074.42)
<b>150-CO CLERK ELECTION ADMIN</b>				
=====				
150-1001	CLAIM ON CASH-ELECTION ADMIN	106.03		
TOTAL 150-CO CLERK ELECTION ADMIN		106.03	0.00	106.03
<b>151-CO CLERK RECORDS ARCHIVE</b>				
=====				
151-1001	CLAIM ON CASH-CO CLERK ARCHIVE	99,675.67		
TOTAL 151-CO CLERK RECORDS ARCHIVE		99,675.67	0.00	99,675.67
<b>155-HAVA GRANTS</b>				
=====				
155-1001	CLAIM ON CASH HAVA GRANTS	1,487.51		
TOTAL 155-HAVA GRANTS		1,487.51	0.00	1,487.51
<b>160-DISTRICT CLERK FEES</b>				
=====				
160-1001	CLAIM ON CASH-DIST CLERK'S FEE	798.38		
TOTAL 160-DISTRICT CLERK FEES		798.38	0.00	798.38
<b>165-TAX A/C- VOTER REG FUND</b>				
=====				
165-1000	CASH-TAX A/C VOTER REG ACCT	0.00		
TOTAL 165-TAX A/C- VOTER REG FUND		0.00	0.00	0.00



FUND-ACCT. NO.	ACCOUNT NAME	CASH	INVESTMENTS	FUND TOTAL
<b>171-VCLG GRANT</b>				
=====				
171-1001	CLAIM ON CASH-VCLG GRANT	( 7,122.90)		
	TOTAL 171-VCLG GRANT	( 7,122.90)	0.00	( 7,122.90)
<b>173-PRE-TRIAL DIVERSION</b>				
=====				
173-1001	CLAIM ON CASH-PRE-TRIAL DIVERS	82,658.79		
173-1103	POOLED INVESTMENTS		0.00	
	TOTAL 173-PRE-TRIAL DIVERSION	82,658.79	0.00	82,658.79
<b>174-DWI VIDEO FUND</b>				
=====				
174-1001	CLAIM ON CASH-DWI VIDEO	4,033.31		
	TOTAL 174-DWI VIDEO FUND	4,033.31	0.00	4,033.31
<b>175-CO ATTY DRUG FORFEITURE</b>				
=====				
175-1000	CO ATTY DRUG FORFEITURE ACCT	37,623.00		
175-1001	CLAIM ON CASH-CA FORFEITURE	( 4,367.47)		
	TOTAL 175-CO ATTY DRUG FORFEITURE	33,255.53	0.00	33,255.53
<b>176-CO ATTY HOT CK FEE FUND</b>				
=====				
176-1000	CO ATTY HOT CHECK FEE FUND	4,309.82		
176-1001	CLAIM ON CASH-HOT CK FEE FUND	( 3,105.71)		
	TOTAL 176-CO ATTY HOT CK FEE FUND	1,204.11	0.00	1,204.11
<b>180-SHERIFF COMMISSARY FUND</b>				
=====				
180-1000	SHERIFF COMMISSARY ACCT	32,268.19		
	TOTAL 180-SHERIFF COMMISSARY FUND	32,268.19	0.00	32,268.19
<b>181-SHERIFF FORFEITURE-STATE</b>				
=====				
181-1000	SHERIFF FORFEITURE-STATE CASH	70,210.01		
	TOTAL 181-SHERIFF FORFEITURE-STATE	70,210.01	0.00	70,210.01
<b>182-SHERIFF FORFEITURE-FEDERA</b>				
=====				
182-1000	SHERIFF FOREFITURE-FED CASH	0.00		
	TOTAL 182-SHERIFF FORFEITURE-FEDERA	0.00	0.00	0.00
<b>190-COUNTY LIBRARY-LITTLEFIEL</b>				
=====				
190-1000	LFD-LAMB CO LIBRARY ADV BOARD	0.00		
190-1001	CLAIM ON CASH-LFD LIBRARY	11,192.08		
	TOTAL 190-COUNTY LIBRARY-LITTLEFIEL	11,192.08	0.00	11,192.08

FUND-ACCT. NO.	ACCOUNT NAME	CASH	INVESTMENTS	FUND TOTAL
<b>191-OLTON LIBRARY</b>				
=====				
191-1000	OLTON LIBRARY LOCAL DONATIONS	0.00		
191-1001	CLAIM ON CASH-OLT LIBRARY	2,953.51		
	<b>TOTAL 191-OLTON LIBRARY</b>	<b>2,953.51</b>	<b>0.00</b>	<b>2,953.51</b>
<b>195-CORONAVIRUS RELIEF FUND</b>				
=====				
195-1001	CLAIM ON CASH-CORONAVURUS RELI	( 4,239.51)		
	<b>TOTAL 195-CORONAVIRUS RELIEF FUND</b>	<b>( 4,239.51)</b>	<b>0.00</b>	<b>( 4,239.51)</b>
<b>196-AMERICAN RECOVERY GRANT</b>				
=====				
196-1001	CLAIM ON CASH-AMERICAN RECOVER	1,234,798.06		
	<b>TOTAL 196-AMERICAN RECOVERY GRANT</b>	<b>1,234,798.06</b>	<b>0.00</b>	<b>1,234,798.06</b>
<b>301-CAPITAL PROJECTS</b>				
=====				
301-1001	CLAIM ON CASH-CAP PROJECTS	0.00		
301-1103	POOLED INVESTMENTS		0.00	
	<b>TOTAL 301-CAPITAL PROJECTS</b>	<b>0.00</b>	<b>0.00</b>	<b>0.00</b>
<b>502-DISTRICT CLERK</b>				
=====				
502-1002	DIST CLERK ACCOUNT	78,085.65		
502-1003	DIST CLERK-E-FILE	( 16,481.00)		
502-1004	DIST CLERK-CIVIL FEES	22,303.04		
502-1005	DIST CLERK-CRIMINAL FEES	30,421.89		
502-1006	DISTRICT CLERK TRUST ACCOUNTS	9,877.09		
502-1007	DISTRICT CLERK-CREDIT CARD	215.98		
	<b>TOTAL 502-DISTRICT CLERK</b>	<b>124,422.65</b>	<b>0.00</b>	<b>124,422.65</b>
<b>504-COUNTY CLERK</b>				
=====				
504-1002	CO CLERK CASH BOND-CRIMINAL	19,453.48		
504-1003	CO CLERK- E-FILE	( 20.00)		
504-1004	CO CLERK-GENERAL FUND CASH	( 407.99)		
504-1005	CO CLERK-CRIM PARTIAL PMT	1,674.80		
504-1006	CO CLERK-TRUST ACCOUNTS	0.00		
	<b>TOTAL 504-COUNTY CLERK</b>	<b>20,700.29</b>	<b>0.00</b>	<b>20,700.29</b>
<b>505-TAX ACCESSOR/COLLECTOR</b>				
=====				
505-1004	TAX A/C- AUTO ACCT AIM BANK	141,770.27		
505-1005	TAX A/C- AUTO ACCT FIRST UNITE	0.00		
505-1006	TAX A/C-AUTO ACCT HAPPY STATE	513.11		
505-1007	TAX A/C- TAX ACCOUNT	0.00		
505-1008	TAX A/C- ESCROW ACCOUNT	924.67		
	<b>TOTAL 505-TAX ACCESSOR/COLLECTOR</b>	<b>143,208.05</b>	<b>0.00</b>	<b>143,208.05</b>

FUND-ACCT. NO.	ACCOUNT NAME	CASH	INVESTMENTS	FUND TOTAL
<b>506-COUNTY TREASURER</b>				
=====				
506-1002	LAMB CO CAFETERIA PLAN ACCT	11,415.86		
506-1006	SPADE ACCOUNT-GRANT	0.00		
506-1007	CASH-LAMB CO BAIL BONDS ACCT	15,346.39		
506-1008	TREAS CASH BOND ACCOUNT	17,003.65		
TOTAL 506-COUNTY TREASURER		43,765.90	0.00	43,765.90
<b>507-COUNTY ATTORNEY</b>				
=====				
507-1006	CO ATTY SEIZURE ACCOUNT	49,769.52		
507-1007	CO ATTY TRUST HOT CHECK FUND	15,202.14		
TOTAL 507-COUNTY ATTORNEY		64,971.66	0.00	64,971.66
<b>509-ADULT PROBATION</b>				
=====				
509-1002	154th J.D. -PTAF CASH ACCOUNT	1,587.00		
509-1005	LAMB COUNTY CSCD-CC	( 60.00)		
TOTAL 509-ADULT PROBATION		1,527.00	0.00	1,527.00
<b>511-JUSTICE OF THE PEACE</b>				
=====				
511-1011	JP 1 CASH ACCOUNT	985.52		
511-1012	JP 2 CASH ACCOUNT	0.00		
511-1013	JP 3 CASH ACCOUNT	1,327.32		
511-1014	JP 4 CASH ACCOUNT	10.55		
TOTAL 511-JUSTICE OF THE PEACE		2,323.39	0.00	2,323.39
<b>515-SHERIFF</b>				
=====				
515-1003	SHERIFF BOND FEES-0244716	0.00		
515-1005	SO INMATE ACCOUNT-DEBIT ACCT	10,377.82		
515-1006	SHERIFF SEIZURE-STATE CASH	1.00		
515-1007	SHERIFF PETTY CASH ACCT	0.00		
515-1008	SHERIFF LEOSE CASH ACCOUNT	14,049.21		
515-1009	SHERIFF PRISONER TRUST CASH	8,813.67		
515-1010	SHERIFF UNCLAIMED PRISONER ACC	0.00		
515-1011	SHERIFF TRUST ACCOUNT	0.00		
515-1013	SHERIFF TOYS FOR KIDS CASH ACC	13,518.90		
TOTAL 515-SHERIFF		46,760.60	0.00	46,760.60
<b>600-CSCD-BASIC SUPERVISION</b>				
=====				
600-1001	CLAIM ON CASH-CSCD BASIC SUPER	85,606.83		
TOTAL 600-CSCD-BASIC SUPERVISION		85,606.83	0.00	85,606.83

LAMB COUNTY, TEXAS  
 CASH & INVESTMENTS BY FUND  
 AS OF: SEPTEMBER 30TH, 2021

FUND-ACCT. NO.	ACCOUNT NAME	CASH	INVESTMENTS	FUND TOTAL
<hr/>				
601-CSCD-CCP	COMMUNITY CORRE			
=====				
601-1001	CLAIM ON CASH-CSCD CCP COMMUNI	6,055.60		
	TOTAL 601-CSCD-CCP COMMUNITY CORRE	6,055.60	0.00	6,055.60
<hr/>				
603-CSCD-DP				
=====				
603-1001	CLAIM ON CASH-DP	8,230.54		
	TOTAL 603-CSCD-DP	8,230.54	0.00	8,230.54
<hr/>				
801-DEBT SERVICE				
=====				
801-1001	CLAIM ON CASH-DEBT SERVICE	57.63		
801-1103	POOLED INVESTMENTS		0.00	
801-1105	DEBT SERVICE INVESTMENT		0.00	
	TOTAL 801-DEBT SERVICE	57.63	0.00	57.63
<hr/>				
TOTAL CASH & INVESTMENTS		10,391,819.11	0.00	10,391,819.11
		=====	=====	=====

\*\*\* END OF REPORT \*\*\*

# GENERAL LEDGER

## CASH ANALYSIS

### ACCOUNT RECAP TOTALS

QUARTERLY REPORT ENDING SEPTEMBER 30, 2021

GENERAL FUNDS & ALL DEPARTMENTS	\$ 10,281,656.66
JPO, VCLG & CSCD, VCLG & CSCD	\$ 82,121.55
TITLE IV-E	\$ 35,496.81
JPO STATE AID	\$ -7,455.91
<b>TOTAL</b>	<b>\$ 10,391,819.11</b>

DATES: 7/01/2021- 9/30/2021

AVERAGE

DAILY

BALANCE

		BEGINNING BALANCE	TOTAL DEBITS	TOTAL CREDITS	ENDING BALANCE	AVERAGE DAILY BALANCE
<b>GENERAL FUND</b>						
010-1001	CLAIM ON CASH-GE	2,677,007.65	374,224.97	1,609,437.68CR	1,441,794.94	2,121,773.16
010-1105	TEXPOOL - GENERA	0.00	0.00	0.00	0.00	0.00
	<b>FUND 010 TOTAL</b>	<b>2,677,007.65</b>	<b>374,224.97</b>	<b>1,609,437.68CR</b>	<b>1,441,794.94</b>	<b>2,121,773.16</b>
<b>ROAD &amp; BRIDGE 1</b>						
021-1001	CLAIM ON CASH-R&	146,227.04	98,540.49	212,150.75CR	32,616.78	107,250.45
021-1105	TEXPOOL - PRECIN	0.00	0.00	0.00	0.00	0.00
	<b>FUND 021 TOTAL</b>	<b>146,227.04</b>	<b>98,540.49</b>	<b>212,150.75CR</b>	<b>32,616.78</b>	<b>107,250.45</b>
<b>ROAD &amp; BRIDGE 2</b>						
022-1001	CLAIM ON CASH-R&	197,698.48	32,033.78	102,483.72CR	127,248.54	163,933.55
	<b>FUND 022 TOTAL</b>	<b>197,698.48</b>	<b>32,033.78</b>	<b>102,483.72CR</b>	<b>127,248.54</b>	<b>163,933.55</b>
<b>ROAD &amp; BRIDGE 3</b>						
023-1001	CLAIM ON CASH-R&	139,830.90	32,589.66	114,181.10CR	58,239.46	100,176.76
	<b>FUND 023 TOTAL</b>	<b>139,830.90</b>	<b>32,589.66</b>	<b>114,181.10CR</b>	<b>58,239.46</b>	<b>100,176.76</b>
<b>ROAD &amp; BRIDGE 4</b>						
024-1001	CLAIM ON CASH-R&	442,249.37	37,857.98	210,250.08CR	269,857.27	396,675.20
	<b>FUND 024 TOTAL</b>	<b>442,249.37</b>	<b>37,857.98</b>	<b>210,250.08CR</b>	<b>269,857.27</b>	<b>396,675.20</b>
<b>LAMB HEALTHCARE CENTER</b>						
055-1000	HOSPITAL CASH	7,193,104.00	3,466,799.59	4,407,950.44CR	6,251,953.15	7,098,356.77
055-1105	TEXPOOL - HOSPIT	0.00	0.00	0.00	0.00	0.00
	<b>FUND 055 TOTAL</b>	<b>7,193,104.00</b>	<b>3,466,799.59</b>	<b>4,407,950.44CR</b>	<b>6,251,953.15</b>	<b>7,098,356.77</b>
<b>BAIL BOND BOARD ACCOUNT</b>						
056-1001	CLAIM ON CASH-BA	7,249.76	13.93	0.00	7,263.69	7,254.54
	<b>FUND 056 TOTAL</b>	<b>7,249.76</b>	<b>13.93</b>	<b>0.00</b>	<b>7,263.69</b>	<b>7,254.54</b>
<b>JURY FUND</b>						
057-1001	CLAIM ON CASH-JU	31,789.23	16,087.92	19,270.00CR	28,607.15	29,345.86
	<b>FUND 057 TOTAL</b>	<b>31,789.23</b>	<b>16,087.92</b>	<b>19,270.00CR</b>	<b>28,607.15</b>	<b>29,345.86</b>

DATES: 7/01/2021- 9/30/2021

AVERAGE  
DAILY  
BALANCE

		BEGINNING BALANCE	TOTAL DEBITS	TOTAL CREDITS	ENDING BALANCE	
<b>GRANTS FUND</b>						
059-1001	CLAIM ON CASH-GR	124,743.80CR	0.00	0.00	124,743.80CR	124,743.80CR
	<b>FUND 059 TOTAL</b>	<b>124,743.80CR</b>	<b>0.00</b>	<b>0.00</b>	<b>124,743.80CR</b>	<b>124,743.80CR</b>
<b>LIBRARY GRANTS</b>						
060-1001	CLAIM ON CASH-LI	0.00	1,976.00	1,470.00CR	506.00	429.85CR
	<b>FUND 060 TOTAL</b>	<b>0.00</b>	<b>1,976.00</b>	<b>1,470.00CR</b>	<b>506.00</b>	<b>429.85CR</b>
<b>EMERGENCY FOOD &amp; SHELTER</b>						
061-1000	PUBLIC ASST FOOD	0.00	0.00	0.00	0.00	0.00
	<b>FUND 061 TOTAL</b>	<b>0.00</b>	<b>0.00</b>	<b>0.00</b>	<b>0.00</b>	<b>0.00</b>
<b>TEXAS CAPITAL FUND GRANT</b>						
062-1000	TEXAS CAPITAL FU	0.00	0.00	0.00	0.00	0.00
	<b>FUND 062 TOTAL</b>	<b>0.00</b>	<b>0.00</b>	<b>0.00</b>	<b>0.00</b>	<b>0.00</b>
<b>EDA GRANT</b>						
063-1001	CLAIM ON CASH-ED	70,857.29	0.00	0.00	70,857.29	70,857.29
	<b>FUND 063 TOTAL</b>	<b>70,857.29</b>	<b>0.00</b>	<b>0.00</b>	<b>70,857.29</b>	<b>70,857.29</b>
<b>CHILD ABUSE PREV/FAM PROT</b>						
083-1001	CLAIM ON CASH-CH	6,565.00	210.00	0.00	6,775.00	6,641.63
	<b>FUND 083 TOTAL</b>	<b>6,565.00</b>	<b>210.00</b>	<b>0.00</b>	<b>6,775.00</b>	<b>6,641.63</b>
<b>COURT HOUSE SECURITY</b>						
084-1001	CLAIM ON CASH-CO	26,246.71	1,292.34	320.45CR	27,218.60	26,797.62
	<b>FUND 084 TOTAL</b>	<b>26,246.71</b>	<b>1,292.34</b>	<b>320.45CR</b>	<b>27,218.60</b>	<b>26,797.62</b>
<b>COMM COURT RECORDS PRES</b>						
085-1001	CLAIM ON CASH-CC	8,868.61	759.74	564.00CR	9,064.35	8,869.11
	<b>FUND 085 TOTAL</b>	<b>8,868.61</b>	<b>759.74</b>	<b>564.00CR</b>	<b>9,064.35</b>	<b>8,869.11</b>

DATES: 7/01/2021- 9/30/2021

		BEGINNING	TOTAL	TOTAL	ENDING	AVERAGE
		BALANCE	DEBITS	CREDITS	BALANCE	DAILY
						BALANCE
COUNTY CLERK RECORDS PRES						
086-1001	CLAIM ON CASH-CO	41,401.04	5,997.06	10,326.53CR	37,071.57	36,363.01
	FUND 086 TOTAL	41,401.04	5,997.06	10,326.53CR	37,071.57	36,363.01
DIST CLERK RECORDS PRES						
087-1001	CLAIM ON CASH-DI	376.36	305.28	0.00	681.64	523.13
	FUND 087 TOTAL	376.36	305.28	0.00	681.64	523.13
COUNTY & DISTRICT TECH FU						
088-1001	CLAIM ON CASH-CO	3,823.35	67.60	0.00	3,890.95	3,857.98
	FUND 088 TOTAL	3,823.35	67.60	0.00	3,890.95	3,857.98
DIST COURTS TECH/ARCHIVE						
089-1001	CLAIM ON CASH-DI	7,428.23	321.48	0.00	7,749.71	7,534.99
	FUND 089 TOTAL	7,428.23	321.48	0.00	7,749.71	7,534.99
JP TECHNOLOGY FUND						
131-1001	CLAIM ON CASH-JP	6,207.32	448.26	3,915.00CR	2,740.58	3,437.30
	FUND 131 TOTAL	6,207.32	448.26	3,915.00CR	2,740.58	3,437.30
JP SECURITY FUND						
133-1001	CLAIM ON CASH-JP	14,039.56	159.81	0.00	14,199.37	14,101.66
	FUND 133 TOTAL	14,039.56	159.81	0.00	14,199.37	14,101.66
LAMB CO LEAF GRANT						
145-1001	CLAIM ON CASH-LE	19,485.07CR	39,688.80	30,278.15CR	10,074.42CR	22,287.20CR
	FUND 145 TOTAL	19,485.07CR	39,688.80	30,278.15CR	10,074.42CR	22,287.20CR
CO CLERK ELECTION ADMIN						
150-1001	CLAIM ON CASH-EL	4,104.91	1.12	4,000.00CR	106.03	583.86
	FUND 150 TOTAL	4,104.91	1.12	4,000.00CR	106.03	583.86



DATES: 7/01/2021- 9/30/2021

		BEGINNING BALANCE	TOTAL DEBITS	TOTAL CREDITS	ENDING BALANCE	AVERAGE DAILY BALANCE
<b>CO CLERK RECORDS ARCHIVE</b>						
151-1001	CLAIM ON CASH-CO	94,184.74	5,490.93	0.00	99,675.67	96,769.03
	<b>FUND 151 TOTAL</b>	<b>94,184.74</b>	<b>5,490.93</b>	<b>0.00</b>	<b>99,675.67</b>	<b>96,769.03</b>
<b>HAVA GRANTS</b>						
155-1001	CLAIM ON CASH HA	1,485.61	1.90	0.00	1,487.51	1,485.94
	<b>FUND 155 TOTAL</b>	<b>1,485.61</b>	<b>1.90</b>	<b>0.00</b>	<b>1,487.51</b>	<b>1,485.94</b>
<b>DISTRICT CLERK FEES</b>						
160-1001	CLAIM ON CASH-DI	534.19	264.19	0.00	798.38	695.96
	<b>FUND 160 TOTAL</b>	<b>534.19</b>	<b>264.19</b>	<b>0.00</b>	<b>798.38</b>	<b>695.96</b>
<b>TAX A/C- VOTER REG FUND</b>						
165-1000	CASH-TAX A/C VOT	0.00	1,209.13	1,209.13CR	0.00	26.29
	<b>FUND 165 TOTAL</b>	<b>0.00</b>	<b>1,209.13</b>	<b>1,209.13CR</b>	<b>0.00</b>	<b>26.29</b>
<b>PRE-TRIAL DIVERSION</b>						
173-1001	CLAIM ON CASH-PR	75,096.41	10,689.14	3,126.76CR	82,658.79	74,234.68
	<b>FUND 173 TOTAL</b>	<b>75,096.41</b>	<b>10,689.14</b>	<b>3,126.76CR</b>	<b>82,658.79</b>	<b>74,234.68</b>
<b>DWI VIDEO FUND</b>						
174-1001	CLAIM ON CASH-DW	4,118.93	36.15	121.77CR	4,033.31	4,136.54
	<b>FUND 174 TOTAL</b>	<b>4,118.93</b>	<b>36.15</b>	<b>121.77CR</b>	<b>4,033.31</b>	<b>4,136.54</b>
<b>CO ATTY DRUG FORFEITURE</b>						
175-1000	CO ATTY DRUG FOR	40,144.92	78.08	2,600.00CR	37,623.00	38,572.33
175-1001	CLAIM ON CASH-CA	4,367.47CR	0.00	0.00	4,367.47CR	4,367.47CR
	<b>FUND 175 TOTAL</b>	<b>35,777.45</b>	<b>78.08</b>	<b>2,600.00CR</b>	<b>33,255.53</b>	<b>34,204.86</b>
<b>CO ATTY HOT CK FEE FUND</b>						
176-1000	CO ATTY HOT CHEC	5,220.10	589.72	1,500.00CR	4,309.82	4,288.66
176-1001	CLAIM ON CASH-HO	3,105.71CR	0.00	0.00	3,105.71CR	3,105.71CR
	<b>FUND 176 TOTAL</b>	<b>2,114.39</b>	<b>589.72</b>	<b>1,500.00CR</b>	<b>1,204.11</b>	<b>1,182.95</b>

		BEGINNING	TOTAL	TOTAL	ENDING	AVERAGE
		BALANCE	DEBITS	CREDITS	BALANCE	DAILY
						BALANCE
<b>SHERIFF COMMISSARY FUND</b>						
180-1000	SHERIFF COMMISSA	24,433.72	7,834.47	0.00	32,268.19	27,533.80
<b>FUND 180 TOTAL</b>		<b>24,433.72</b>	<b>7,834.47</b>	<b>0.00</b>	<b>32,268.19</b>	<b>27,533.80</b>
<b>SHERIFF FORFEITURE-STATE</b>						
181-1000	SHERIFF FORFEITU	72,899.66	10.71	2,700.36CR	70,210.01	70,349.78
<b>FUND 181 TOTAL</b>		<b>72,899.66</b>	<b>10.71</b>	<b>2,700.36CR</b>	<b>70,210.01</b>	<b>70,349.78</b>
<b>SHERIFF FORFEITURE-FEDERA</b>						
182-1000	SHERIFF FOREFITU	0.00	0.00	0.00	0.00	0.00
<b>FUND 182 TOTAL</b>		<b>0.00</b>	<b>0.00</b>	<b>0.00</b>	<b>0.00</b>	<b>0.00</b>
<b>COUNTY LIBRARY-LITTLEFIEL</b>						
190-1000	LFD-LAMB CO LIBR	0.00	0.00	0.00	0.00	0.00
190-1001	CLAIM ON CASH-LF	10,609.72	1,456.69	874.33CR	11,192.08	10,940.06
<b>FUND 190 TOTAL</b>		<b>10,609.72</b>	<b>1,456.69</b>	<b>874.33CR</b>	<b>11,192.08</b>	<b>10,940.06</b>
<b>OLTON LIBRARY</b>						
191-1000	OLTON LIBRARY LO	0.00	0.00	0.00	0.00	0.00
191-1001	CLAIM ON CASH-OL	2,979.38	75.08	100.95CR	2,953.51	2,956.15
<b>FUND 191 TOTAL</b>		<b>2,979.38</b>	<b>75.08</b>	<b>100.95CR</b>	<b>2,953.51</b>	<b>2,956.15</b>
<b>CORONAVIRUS RELIEF FUND</b>						
195-1001	CLAIM ON CASH-CO	4,239.51CR	0.00	0.00	4,239.51CR	4,239.51CR
<b>FUND 195 TOTAL</b>		<b>4,239.51CR</b>	<b>0.00</b>	<b>0.00</b>	<b>4,239.51CR</b>	<b>4,239.51CR</b>
<b>AMERICAN RECOVERY GRANT</b>						
196-1001	CLAIM ON CASH-AM	0.00	1,255,360.27	20,562.21CR	1,234,798.06	1,093,303.03
<b>FUND 196 TOTAL</b>		<b>0.00</b>	<b>1,255,360.27</b>	<b>20,562.21CR</b>	<b>1,234,798.06</b>	<b>1,093,303.03</b>
<b>CAPITAL PROJECTS</b>						
301-1001	CLAIM ON CASH-CA	0.00	50.71	50.71CR	0.00	0.00
<b>FUND 301 TOTAL</b>		<b>0.00</b>	<b>50.71</b>	<b>50.71CR</b>	<b>0.00</b>	<b>0.00</b>

DATES: 7/01/2021- 9/30/2021

		BEGINNING BALANCE	TOTAL DEBITS	TOTAL CREDITS	ENDING BALANCE	AVERAGE DAILY BALANCE
<b>DISTRICT CLERK</b>						
502-1002	DIST CLERK ACCOU	81,085.65	2,000.00	5,000.00CR	78,085.65	78,976.95
502-1003	DIST CLERK-E-FIL	11,463.00CR	0.00	5,018.00CR	16,481.00CR	13,010.01CR
502-1004	DIST CLERK-CIVIL	19,131.04	3,216.93	44.93CR	22,303.04	20,168.38
502-1005	DIST CLERK-CRIMI	3,802.14	27,304.41	684.66CR	30,421.89	18,932.28
502-1006	DISTRICT CLERK T	9,877.09	0.00	0.00	9,877.09	9,877.09
502-1007	DISTRICT CLERK-C	300.50	8,417.00	8,501.52CR	215.98	925.71
<b>FUND 502 TOTAL</b>		<b>102,733.42</b>	<b>40,938.34</b>	<b>19,249.11CR</b>	<b>124,422.65</b>	<b>115,870.40</b>
<b>COUNTY CLERK</b>						
504-1002	CO CLERK CASH BO	18,149.60	1,503.88	200.00CR	19,453.48	19,156.16
504-1003	CO CLERK- E-FILE	270.00CR	4,441.00	4,191.00CR	20.00CR	41.24CR
504-1004	CO CLERK-GENERAL	168.00CR	6,787.41	7,027.40CR	407.99CR	160.47CR
504-1005	CO CLERK-CRIM PA	1,674.33	3,428.67	3,428.20CR	1,674.80	1,642.16
504-1006	CO CLERK-TRUST A	0.00	0.00	0.00	0.00	0.00
<b>FUND 504 TOTAL</b>		<b>19,385.93</b>	<b>16,160.96</b>	<b>14,846.60CR</b>	<b>20,700.29</b>	<b>20,596.61</b>
<b>TAX ACCESSOR/COLLECTOR</b>						
505-1004	TAX A/C- AUTO AC	151,050.54	674,395.39	683,675.66CR	141,770.27	108,124.57
505-1005	TAX A/C- AUTO AC	0.00	0.00	0.00	0.00	0.00
505-1006	TAX A/C-AUTO ACC	109.11	8,048.85	7,644.85CR	513.11	194.98
505-1007	TAX A/C- TAX ACC	430.00	60.00	490.00CR	0.00	287.61
505-1008	TAX A/C- ESCROW	922.92	1.75	0.00	924.67	923.53
<b>FUND 505 TOTAL</b>		<b>152,512.57</b>	<b>682,505.99</b>	<b>691,810.51CR</b>	<b>143,208.05</b>	<b>109,530.69</b>
<b>COUNTY TREASURER</b>						
506-1002	LAMB CO CAFETERI	9,020.28	7,375.98	4,980.40CR	11,415.86	10,786.53
506-1006	SPADE ACCOUNT-GR	0.00	0.00	0.00	0.00	0.00
506-1007	CASH-LAMB CO BAI	14,818.35	528.04	0.00	15,346.39	14,833.53
506-1008	TREAS CASH BOND	17,000.00	3.65	0.00	17,003.65	17,000.04
<b>FUND 506 TOTAL</b>		<b>40,838.63</b>	<b>7,907.67</b>	<b>4,980.40CR</b>	<b>43,765.90</b>	<b>42,620.10</b>
<b>COUNTY ATTORNEY</b>						
507-1006	CO ATTY SEIZURE	47,449.52	2,320.00	0.00	49,769.52	48,937.35
507-1007	CO ATTY TRUST HO	11,535.71	15,266.94	11,600.51CR	15,202.14	12,929.43
<b>FUND 507 TOTAL</b>		<b>58,985.23</b>	<b>17,586.94</b>	<b>11,600.51CR</b>	<b>64,971.66</b>	<b>61,866.78</b>

DATES: 7/01/2021- 9/30/2021

		BEGINNING BALANCE	TOTAL DEBITS	TOTAL CREDITS	ENDING BALANCE	AVERAGE DAILY BALANCE
<b>ADULT PROBATION</b>						
509-1002	154th J.D. -PTAF	1,126.00	461.00	0.00	1,587.00	1,304.38
509-1004	LAMB COUNTY PTAF	0.00	0.00	0.00	0.00	0.00
509-1005	LAMB COUNTY CSCD	75.00	10,173.00	10,308.00CR	60.00CR	362.12
	<b>FUND 509 TOTAL</b>	<b>1,201.00</b>	<b>10,634.00</b>	<b>10,308.00CR</b>	<b>1,527.00</b>	<b>1,666.50</b>
<b>JUSTICE OF THE PEACE</b>						
511-1011	JP 1 CASH ACCOUN	985.52	2,831.01	2,831.01CR	985.52	1,520.92
511-1012	JP 2 CASH ACCOUN	0.00	4,812.77	4,812.77CR	0.00	714.50
511-1013	JP 3 CASH ACCOUN	1,452.32	20,990.53	21,115.53CR	1,327.32	1,314.43
511-1014	JP 4 CASH ACCOUN	0.00	14,140.12	14,129.57CR	10.55	1,118.50
	<b>FUND 511 TOTAL</b>	<b>2,437.84</b>	<b>42,774.43</b>	<b>42,888.88CR</b>	<b>2,323.39</b>	<b>4,668.35</b>
<b>SHERIFF</b>						
515-1003	SHERIFF BOND FEE	0.00	0.00	0.00	0.00	0.00
515-1005	SO INMATE ACCOUN	10,136.91	41,008.76	40,767.85CR	10,377.82	12,690.99
515-1006	SHERIFF SEIZURE-	1.00	0.00	0.00	1.00	1.00
515-1007	SHERIFF PETTY CA	0.00	0.00	0.00	0.00	0.00
515-1008	SHERIFF LEOSE CA	14,022.68	26.53	0.00	14,049.21	14,031.90
515-1009	SHERIFF PRISONER	8,812.36	1.84	0.53CR	8,813.67	8,812.04
515-1010	SHERIFF UNCLAI ME	0.00	0.00	0.00	0.00	0.00
515-1011	SHERIFF TRUST AC	5.00CR	5.00	0.00	0.00	0.43CR
515-1013	SHERIFF TOYS FOR	13,493.37	25.53	0.00	13,518.90	13,502.15
	<b>FUND 515 TOTAL</b>	<b>46,461.32</b>	<b>41,067.66</b>	<b>40,768.38CR</b>	<b>46,760.60</b>	<b>49,037.65</b>
<b>DEBT SERVICE</b>						
801-1001	CLAIM ON CASH-DE	56.39	1.24	0.00	57.63	57.10
	<b>FUND 801 TOTAL</b>	<b>56.39</b>	<b>1.24</b>	<b>0.00</b>	<b>57.63</b>	<b>57.10</b>
	<b>REPORT TOTALS</b>	<b>11,625,452.96</b>	<b>6,252,100.21</b>	<b>7,595,896.51CR</b>	<b>10,281,656.66</b>	<b>11,876,366.76</b>

SELECTION CRITERIA

---

PRINT HISTORY

HISTORY YEAR: 2020  
FISCAL YEAR: October / September  
FUND: Exclude: 999  
ACCOUNT TYPE: ALL CASH  
TRANSACTION DATES: 7/01/2021 THRU 9/30/2021  
PERIOD 13: EXCLUDE

---

PRINT OPTIONS

REPORT TYPE: SUMMARY  
RECAP ONLY: YES  
DESCRIPTIONS: NO

---

\*\*\* END OF REPORT \*\*\*

DATES: 9/01/2021- 9/30/2021

		BEGINNING BALANCE	TOTAL DEBITS	TOTAL CREDITS	ENDING BALANCE	AVERAGE DAILY BALANCE
<b>JUVENILE PROBATION FUND</b>						
140-1000	JUVENILE PROB CA	0.00	0.00	0.00	0.00	0.00
140-1001	CLAIM ON CASH-JU	4,403.02	0.00	15,051.54CR	10,648.52CR	700.49CR
140-1003	JPO RESTITUTION	0.00	0.00	0.00	0.00	0.00
140-1004	JPO-4-H ACTION F	0.00	0.00	0.00	0.00	0.00
	<b>FUND 140 TOTAL</b>	<b>4,403.02</b>	<b>0.00</b>	<b>15,051.54CR</b>	<b>10,648.52CR</b>	<b>700.49CR</b>
<b>JPO-GRANT FUND</b>						
141-1000	CASH-STAND ACCOU	0.00	0.00	0.00	0.00	0.00
141-1001	CLAIM ON CASH-ST	0.00	0.00	0.00	0.00	0.00
	<b>FUND 141 TOTAL</b>	<b>0.00</b>	<b>0.00</b>	<b>0.00</b>	<b>0.00</b>	<b>0.00</b>
<b>LAMB CO LEAF GRANT</b>						
143-1000	LAMB CO LEAF GRA	0.00	0.00	0.00	0.00	0.00
143-1001	CLAIM ON CASH-LE	0.00	0.00	0.00	0.00	0.00
	<b>FUND 143 TOTAL</b>	<b>0.00</b>	<b>0.00</b>	<b>0.00</b>	<b>0.00</b>	<b>0.00</b>
<b>VCLG GRANT</b>						
171-1001	CLAIM ON CASH-VC	4,712.25CR	0.00	2,410.65CR	7,122.90CR	5,605.73CR
	<b>FUND 171 TOTAL</b>	<b>4,712.25CR</b>	<b>0.00</b>	<b>2,410.65CR</b>	<b>7,122.90CR</b>	<b>5,605.73CR</b>
<b>CSCD-BASIC SUPERVISION</b>						
600-1000	CSCD CASH-AIM BA	0.00	0.00	0.00	0.00	0.00
600-1001	CLAIM ON CASH-CS	86,618.68	22,931.67	23,943.52CR	85,606.83	91,539.26
	<b>FUND 600 TOTAL</b>	<b>86,618.68</b>	<b>22,931.67</b>	<b>23,943.52CR</b>	<b>85,606.83</b>	<b>91,539.26</b>
<b>CSCD-CCP COMMUNITY CORRE</b>						
601-1001	CLAIM ON CASH-CS	962.12	7,860.00	2,766.52CR	6,055.60	6,074.73
	<b>FUND 601 TOTAL</b>	<b>962.12</b>	<b>7,860.00</b>	<b>2,766.52CR</b>	<b>6,055.60</b>	<b>6,074.73</b>
<b>CSCD-DP</b>						
603-1001	CLAIM ON CASH-DP	4,122.60	5,000.00	892.06CR	8,230.54	7,603.65
	<b>FUND 603 TOTAL</b>	<b>4,122.60</b>	<b>5,000.00</b>	<b>892.06CR</b>	<b>8,230.54</b>	<b>7,603.65</b>
	<b>REPORT TOTALS</b>	<b>91,394.17</b>	<b>35,791.67</b>	<b>45,064.29CR</b>	<b>82,121.55</b>	<b>98,911.42</b>

SELECTION CRITERIA

---

PRINT CURRENT

FUND: Include: 140, 141, 143, 171, 600, 601, 603  
ACCOUNT TYPE: ALL CASH  
TRANSACTION DATES: 9/01/2021 THRU 9/30/2021  
PERIOD 13: EXCLUDE

---

PRINT OPTIONS

REPORT TYPE: SUMMARY  
RECAP ONLY: YES  
DESCRIPTIONS: NO

---

\*\*\* END OF REPORT \*\*\*

DATES: 9/01/2021- 9/30/2021

	BEGINNING BALANCE	TOTAL DEBITS	TOTAL CREDITS	ENDING BALANCE	AVERAGE DAILY BALANCE
TITLE IV-E FUND					
142-1000 IV-E CASH ACCOUN	35,474.94	43.74	21.87CR	35,496.81	35,475.67
142-1001 CLAIM ON CASH- I	0.00	0.00	0.00	0.00	0.00
FUND 142 TOTAL	35,474.94	43.74	21.87CR	35,496.81	35,475.67
REPORT TOTALS	35,474.94	43.74	21.87CR	35,496.81	35,475.67



SELECTION CRITERIA

---

PRINT CURRENT

FUND: Include: 142  
ACCOUNT TYPE: ALL CASH  
TRANSACTION DATES: 9/01/2021 THRU 9/30/2021  
PERIOD 13: EXCLUDE

---

PRINT OPTIONS

REPORT TYPE: SUMMARY  
RECAP ONLY: YES  
DESCRIPTIONS: NO

---

\*\*\* END OF REPORT \*\*\*

	BEGINNING BALANCE	TOTAL DEBITS	TOTAL CREDITS	ENDING BALANCE	AVERAGE DAILY BALANCE
JPO-STATE AID					
144-1001 CLAIM ON CASH-JP	6,333.90	0.00	13,789.81CR	7,455.91CR	908.88
FUND 144 TOTAL	6,333.90	0.00	13,789.81CR	7,455.91CR	908.88
REPORT TOTALS	6,333.90	0.00	13,789.81CR	7,455.91CR	908.88

SELECTION CRITERIA

---

PRINT CURRENT

FUND: Include: 144  
ACCOUNT TYPE: ALL CASH  
TRANSACTION DATES: 9/01/2021 THRU 9/30/2021  
PERIOD 13: EXCLUDE

---

PRINT OPTIONS

REPORT TYPE: SUMMARY  
RECAP ONLY: YES  
DESCRIPTIONS: NO

---

\*\*\* END OF REPORT \*\*\*